



## Overview

---

The primary components of a double-glazed window include the outer pane, inner pane, spacer bar, and sealant. The window typically consists of two panes of glass, separated by a spacer bar that. The double glazed unit, which slots into a window frame, is made up of a number of components. Please attach any plans or photos you have. PDF, PNG or JPG under 5mb file size accepted. In addition to reducing the.

## Glazed double-sided double-glass components

---



### What Is Double Glazed Glass and How Does It Work?

Double-glazed glass, often referred to as an Insulated Glass Unit (IGU), is a common construction element designed to significantly improve a building's thermal performance. This ...

[Get Price](#)

---

### What are the key components of double glazing?

What are the key components of double glazing? The double glazed unit, which slots into a window frame, is made up of a number of components. The cavity - the gap formed between the component ...



[Get Price](#)

---



### Double Glazed Window Parts Diagram and Components

Explore the key components of double glazed windows with a detailed diagram. Learn about their parts, functionality, and design for improved insulation and energy efficiency.

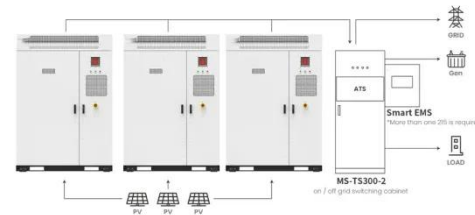
[Get Price](#)

---

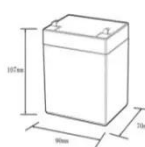

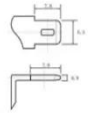
## Double Glazed Windows: Components and Benefits

In this comprehensive guide, we will explore the various double glazed windows parts, their functions, and the advantages they offer. Before delving into the individual components, it's ...

[Get Price](#)



Application scenarios of energy storage battery products

**12.8V6Ah**

Nominal voltage (V):12.8  
 Nominal capacity (Ah):6  
 Rated energy (WH):76.8  
 Maximum charging voltage (V):14.6  
 Maximum charging current (A):6  
 Floating charge voltage (V):13.6~13.8  
 Maximum continuous discharge current (A):10  
 Maximum peak discharge current @10 seconds (A):20  
 Maximum load power (W):100  
 Discharge cut-off voltage (V):10.8  
 Charging temperature (°C):0~+50  
 Discharge temperature (°C):-20~+60  
 Working humidity: <95% R.H (non condensing)  
 Number of cycles (25 °C, 0.5C, 100%doD): >2000  
 Cell combination mode: 32700-4s1p  
 Terminal specification: T2 (6.3mm)  
 Protection grade: IP65  
 Overall dimension (mm):50\*70\*107mm  
 Reference weight (kg):0.7  
 Certification: un38.3/msds

## Insulated glazing

The glass panels in double-glazed windows transmit heat in both directions by radiation, through the glazing by conduction and across the gap between the panes by convection, by conduction through ...

[Get Price](#)

## Structural Glazing

Two-sided structural glazing offers transparency and maximum safety. The glass panels are bonded on the vertical sides and mechanically fixed on bottom and top to an adapter profile.

[Get Price](#)



## Insulated glazing

Overview Efficiency rating History Construction Performance Longevity

Given the thermal properties of the sash,



frame, and sill, and the dimensions of the glazing and thermal properties of the glass, the heat transfer rate for a given window and set of conditions can be calculated. This can be calculated in kW (kilowatts), but more usefully for cost benefit calculations can be stated as kWh pa (kilowatt hours per annum), based on the typical conditions over a year for a given location. The glass panels in double-glazed windows transmit heat in both directions by radiation, through the g...

[Get Price](#)


---

## Inside a Double Glazed Unit: Frames, Gas & Seals Explained

Learn what's inside a double glazed unit--frames, spacers, gas fills and seals. Understand how each component may influence performance, longevity and comfort.



[Get Price](#)



---

## Understanding the Basics of Double Glazing: A Complete Guide

Double glazing consists of two panes of glass with a gap in between, which is typically filled with an inert gas like argon or krypton. This design creates an insulating barrier that reduces the transfer of heat ...

[Get Price](#)

## Glazing Types

A typical clear, double-glazed unit has two lites of glass, with the inner and outer layers of glass both being clear and separated by an air gap. Double glazing, compared to single glazing, cuts heat loss ...

[Get Price](#)



## Homeowner's Guide To Double-Glazed Windows

That's the principle of double-glazed (aka double-pane) windows. A double-glazed window comes pre-manufactured in a frame of wood, composite or some other non-thermally ...

[Get Price](#)

## Contact Us

For catalog requests, pricing, or partnerships, please visit:  
<https://pienaarshof.co.za>

