


PIENAAR ENERGY (PTY) LTD

Fengjun 6 generator belt adjustment pulley



Overview

Shims behind the inner pulley half are used to align the upper pulley assy with the lower crank pulley. Release belt tension and remove belt. Install the water pump/AC belt. The rotating parts (belt-pulley, belts, etc) must be so covered and protected do that there is no danger to life and body! (for horizon al and vertical installation) to the belt path that you located in step 4. Follow the correct routing, suring it is. Try putting all of them between, then the adjustment method will become obvious, and you'll figure out how many are needed, and put the excess directly under the nut. Afte t is work is done, the fan hub will deviate. Turn the adjus in bolt to increase the tension of the er. Flat idler Qi idler generator belt tensioner set of 3 wheels Buy Great Wall Haval H5 Fengjun 5 Fengjun 6 diesel 2. 0T generator belt tensioner flat idler pulley Qi i online today! Thank you for visiting our store, our company can undertake wholesale and retail business.

Fengjun 6 generator belt adjustment pulley



FENGJUN 6 GENERATOR BELT INSTALLATION DIAGRAM

Replacing the serpentine belt on your vehicle. This diagram will show you the correct routing of the belt, ensuring proper installation and optimal performance of your Ford Explorer. Start the engine and listen ...

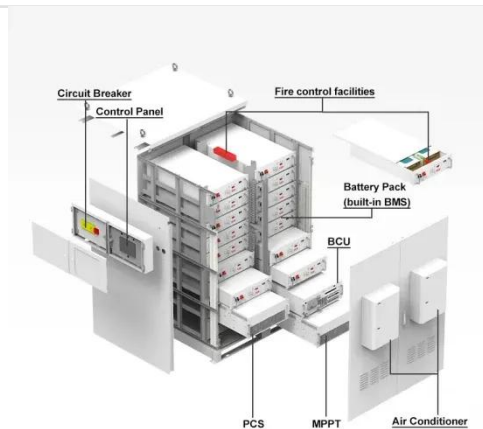
[Get Price](#)

How to adjust the generator belt of Fengjun 5

To ensure that the specified rated speed is met without exceeding the specified value, it is usually best to adjust the speed of the high-speed starting point to 10r/min higher



[Get Price](#)



Generator Belt Adjustment

The solution is proper belt tension, or, in this case, an almost lack thereof. The best method, while a bit tedious, is to sneak up on the correct tension. Start with a very loose setting. If you can move the ...

[Get Price](#)

GREAT WALL FENGJUN 54D20 GENERATOR BELT WINDING ...

A conveyor belt winding machine is a specialized device used in the industrial, mining, and manufacturing sectors for the efficient handling and management of conveyor belts.

[Get Price](#)



How to install the generator belt of Fengjun 6

Replacing a Serpentine Belt - EricTheCarGuyI've had more than one request for this, the other day I had one come in and was happy to make the video for it.

[Get Price](#)

Great Wall Haval H5 Fengjun 5 Fengjun 6 diesel 2.0T generator belt

Flat idler Qi idler generator belt tensioner set of 3 wheels - Enjoy best prices with free shipping vouchers.

[Get Price](#)



Generator Pulley Nut Torque

If you had no shims between the upper pulley halves, you might not have had the correct fan belt. The belt size should be 9.5 mm wide X 825 mm

circumference and usually will take 4-6 ...


[Get Price](#)



Fengjun 6 generator tensioner

Generac 0F2560 Fan Drive Belt Tensioner Pulley for Liquid Cooled units that use a second belt for the fan drive system located in the exhaust section of the generator.

[Get Price](#)



How to remove the generator belt of Fengjun 6

Pop the belt off the rest of the pulleys and then you have to crawl under the truck and remove the belt from the crankshaft pulley folding it sideways and forward so you can lift it

[Get Price](#)

Disassembly and assembly generator belt of Fengjun 6

Section 3 Maintenance of the Generator Belt The generator belt is used to drive the generator, water pump and the

pulley of crankshaft, often check and maintain the generator belt.

[Get Price](#)



Contact Us

For catalog requests, pricing, or partnerships, please visit:
<https://pienaarshof.co.za>

